REVISED (B+G+4) STORIED RESIDENTIAL CUM COMMERCIAL BUILDING PLAN IN FAVOUR OF 1) SAMARENDRA NATH RAKHSHIT, 2) SUDIP RAKHSHIT, 3) PIYALI GUIN, 4) NILIMA RAKHSHIT, 5) KALYANI PAL, 6) SARBANI RAKHSHIT, 7) MOUTUSI MAHAPATRA, 8) URMIMALA MAHAPATRA, 9) AMIT RAKHSHIT, 10) ANIT RAKHSHIT, 11) SAUMIT RAKHSHIT, 12) JHARNA RAKHSHIT, 13) MUNMUN DAS, 14) KUMKUM RAKHSHIT, 15) CHANDANA SINHA, 16) TUHINA RAKHSHIT. ON PLOT NO.– 662, 663 & 664, J.L. NO.– 142 AT MOUZA– PARBATIPUR, WARD NO.– 13, UNDER TAMRALIPTA MUNICIPALITY, P.S.– TAMLUK. DIST.– PURBA MEDINIPUR.

## SCHDULE OF BEAM

| BEAM MKD | BEAM SIZE WIDTH (mm) | BEAM SIZE DEAPTH (mm) | REINFORCEMENT END SUPP. TOP | END SUPP. BOTTOM | SPAN TOP | SPAN BOTTOM | CONT. SUPP. TOP | CONT. SUPP. BOTTOM | STIRRUPS SUPP. | STIRRUPS SPAN | STIRRUPS CANTI. |
|---|---|---|---|---|---|---|---|---|---|---|---|
| FB1 | 300 | 350 | 2-16ϕ + 2-16ϕ | 3-16ϕ | 2-16ϕ | 3-16ϕ | 2-16ϕ + 2-16ϕ | 3-16ϕ | 2L -8ϕ@ 125 C/C | 2L -8ϕ@ 150 C/C | 2L -8ϕ@ 125 C/C |
| FB2 | 300 | 400 | 2-20ϕ + 2-20ϕ | 3-20ϕ | 2-20ϕ | 3-20ϕ | 2-20ϕ + 2-20ϕ | 3-20ϕ | 2L -8ϕ@ 125 C/C | 2L -8ϕ@ 150 C/C | 2L -8ϕ@ 125 C/C |
| FB3 | 300 | 500 | 3-20ϕ + 2-20ϕ | 4-20ϕ | 3-20ϕ | 4-20ϕ | 3-20ϕ + 2-20ϕ | 4-20ϕ | 2L -8ϕ@ 125 C/C | 2L -8ϕ@ 150 C/C | 2L -8ϕ@ 125 C/C |
| FB4 | 300 | 500 | 3-25ϕ + 2-25ϕ | 3-25ϕ | 3-25ϕ | 3-25ϕ + 2-25ϕ | 3-25ϕ + 2-25ϕ | 3-25ϕ | 2L -8ϕ@ 125 C/C | 2L -8ϕ@ 150 C/C | 2L -8ϕ@ 125 C/C |
| FB5 | 300 | 500 | 3-25ϕ + 3-25ϕ | 3-25ϕ | 3-25ϕ | 3-25ϕ + 3-25ϕ | 3-25ϕ + 3-25ϕ | 3-25ϕ | 2L -8ϕ@ 125 C/C | 2L -8ϕ@ 150 C/C | 2L -8ϕ@ 125 C/C |

## SCHDULE OF BASEMENT SLAB

| FOOTING SLAB MKD. | FOOTING SLAB THICK (D)(mm) | FOOTING REINFORCEMENT (TOP & BOTTOM) (Along Short) | (Along Long) |
|---|---|---|---|
| RS1 | 250 | 12ϕ@ 125 C/C | 12ϕ@ 125 C/C |

## SCHDULE OF PILE CAP

| PILE CAP MKD | SIZE L X B | DEPTH D | REINFORCEMENT STEEL ALONG LONG DIRECTION (BOTTOM)(a) | ALONG SHORT DIRECTION (BOTTOM)(b) | ALONG LONG DIRECTION (TOP)(a) | ALONG SHORT DIRECTION (TOP)(b) | SKIN BAR (s) | TOP OF PILE CAP |
|---|---|---|---|---|---|---|---|---|
| 3PC | 2300X2100 | 1200 | 16ϕ@ 125 C/C | 16ϕ@ 125 C/C | 12ϕ@ 125 C/C | 12ϕ@ 125 C/C | 12ϕ@ 150 C/C | (-) 1.800 M |
| 4PC | 2300X2300 | 1200 | 16ϕ@ 125 C/C | 16ϕ@ 125 C/C | 12ϕ@ 125 C/C | 12ϕ@ 125 C/C | 12ϕ@ 150 C/C | (-) 1.800 M |
| 5PC | 3398X2300 | 1200 | 16ϕ@ 125 C/C | 16ϕ@ 125 C/C | 12ϕ@ 125 C/C | 12ϕ@ 125 C/C | 12ϕ@ 150 C/C | (-) 1.800 M |
| 6PC | 3800X2300 | 1200 | 16ϕ@ 125 C/C | 16ϕ@ 125 C/C | 12ϕ@ 125 C/C | 12ϕ@ 125 C/C | 12ϕ@ 150 C/C | (-) 1.800 M |
| 8PC | 5300X2300 | 1200 | 16ϕ@ 125 C/C | 16ϕ@ 125 C/C | 12ϕ@ 125 C/C | 12ϕ@ 125 C/C | 12ϕ@ 150 C/C | (-) 1.800 M |
| 10PC | 6800X2300 | 1000 | 16ϕ@ 125 C/C | 16ϕ@ 125 C/C | 12ϕ@ 125 C/C | 12ϕ@ 125 C/C | 12ϕ@ 150 C/C | (-) 1.800 M |
| 12PC | 8300X2300 | 1000 | 16ϕ@ 125 C/C | 16ϕ@ 125 C/C | 12ϕ@ 125 C/C | 12ϕ@ 125 C/C | 12ϕ@ 150 C/C | (-) 1.800 M |
| 12PC-J | 9800X2300 | 1000 | 16ϕ@ 125 C/C | 16ϕ@ 125 C/C | 12ϕ@ 125 C/C | 12ϕ@ 125 C/C | 12ϕ@ 150 C/C | (-) 1.800 M |
| 14PC | 9800X2300 | 1000 | 16ϕ@ 125 C/C | 16ϕ@ 125 C/C | 12ϕ@ 125 C/C | 12ϕ@ 125 C/C | 12ϕ@ 150 C/C | (-) 1.800 M |
| 15PC | 5300X5300 | 1000 | 16ϕ@ 125 C/C | 16ϕ@ 125 C/C | 12ϕ@ 125 C/C | 12ϕ@ 125 C/C | 12ϕ@ 150 C/C | (-) 1.800 M |
| 16PC | 8300X5300 | 1000 | 16ϕ@ 125 C/C | 16ϕ@ 125 C/C | 12ϕ@ 125 C/C | 12ϕ@ 125 C/C | 12ϕ@ 150 C/C | (-) 1.800 M |
| 19PC | 6800X5300 | 1000 | 16ϕ@ 125 C/C | 16ϕ@ 125 C/C | 12ϕ@ 125 C/C | 12ϕ@ 125 C/C | 12ϕ@ 150 C/C | (-) 1.800 M |
| 20PC | 6800X5300 | 1000 | 16ϕ@ 125 C/C | 16ϕ@ 125 C/C | 12ϕ@ 125 C/C | 12ϕ@ 125 C/C | 12ϕ@ 150 C/C | (-) 1.800 M |
| 21PC | 8300X6800 | 1000 | 16ϕ@ 125 C/C | 16ϕ@ 125 C/C | 12ϕ@ 125 C/C | 12ϕ@ 125 C/C | 12ϕ@ 150 C/C | (-) 1.800 M |
| 46PC | 9800X9800 | 1000 | 16ϕ@ 125 C/C | 16ϕ@ 125 C/C | 12ϕ@ 125 C/C | 12ϕ@ 125 C/C | 12ϕ@ 150 C/C | (-) 1.800 M |

SANCTIONED PROVISIONALLY
Chairperson
Board of Administrators
Tamralipta Municipality

The Sanctioned Plan is Valid upto 16.11.2024

## SCHDULE OF GRADE BEAM

| BEAM MKD | BEAM SIZE WIDTH (mm) | BEAM SIZE DEAPTH (mm) | REINFORCEMENT END SUPP. TOP | END SUPP. BOTTOM | SPAN TOP | SPAN BOTTOM | STIRRUPS SUPP. | STIRRUPS SPAN |
|---|---|---|---|---|---|---|---|---|
| GB1 | 300 | 500 | 3-25ϕ + 3-25ϕ | 3-25ϕ + 3-25ϕ | 3-25ϕ + 3-25ϕ | 3-25ϕ + 3-25ϕ | 2L -8ϕ@ 125 C/C | 2L -8ϕ@ 125 C/C |
| GB2 | 300 | 500 | 3-25ϕ + 2-25ϕ | 3-25ϕ + 2-25ϕ | 3-25ϕ + 2-25ϕ | 3-25ϕ + 2-25ϕ | 2L -8ϕ@ 125 C/C | 2L -8ϕ@ 125 C/C |

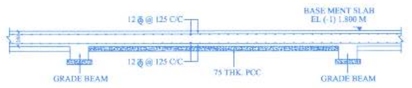


TYP. DET. OF BASEMENT SLAB
(SUPPORTED ON GRADE BEAM)

## SCHDULE OF SLABS

| SLAB MKD. | SLAB MKD. (mm) | REINFORCEMENT ALONG SHORTER DIRECTION DISCON SUP. (TOP) | SPAN (BOTT.) | CONT. SUP. (TOP) | REINFORCEMENT ALONG LONGER DIRECTION DISCON SUP. (TOP) | SPAN (BOTT.) | CONT. SUP. (TOP) |
|---|---|---|---|---|---|---|---|
| S1 | 125 | 10ϕ@ 125 C/C | 10ϕ@ 125 C/C | 10ϕ@ 125 C/C | 10ϕ@ 125 C/C | 10ϕ@ 125 C/C | 10ϕ@ 125 C/C |
| S2 | 125 | 10ϕ@ 125 C/C | 10ϕ@ 125 C/C | 10ϕ@ 125 C/C | 10ϕ@ 125 C/C | 10ϕ@ 125 C/C | 10ϕ@ 125 C/C |
| S3 | 125 | ——— | ——— | 10ϕ@ 125 C/C | ——— | ——— | 10ϕ@ 125 C/C |




R.C.C DET. OF RAMP

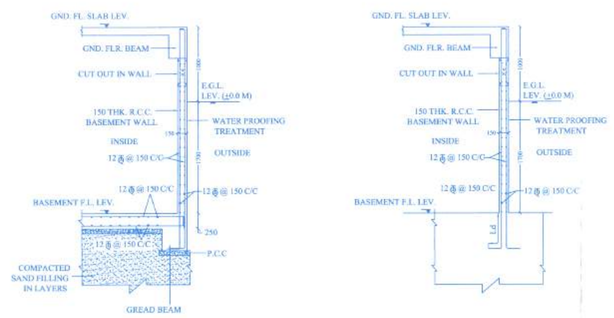


R.C.C DET. OF BASEMENT WALL & SLAB

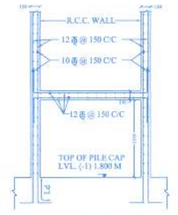


R.C.C DET. OF LIFT PIT

## SCHDULE OF COLUMN

| COLUMN MARKED | COLUMN SIZE | REINFORCEMENT STEEL VERTICAL | RINGS |
|---|---|---|---|
| C1 | 300X600 | 14-20ϕ | 8ϕ@ 125 C/C |
| C2 | 300X700 | 8-25ϕ 8-20ϕ | 8ϕ@ 125 C/C |
| C3 | 300X800 | 16-25ϕ | 8ϕ@ 125 C/C |

## –: NOTES :–

1. ALL DIMENSION ARE INCHES IN UNLESS OTHER WISE STATED.
2. DO NOT SCALE THE DRAWING WRITTEN DIMENSION SHOULD BE FOLLOWED.
3. BRICK WORK IN CEMENT AND SAND MORTER
4. PLASTER ARE IN CEMENT AND SAND MORTER 20MM.(1:6).
5. GRADE OF CONCRETE M-20 - 1.0TH(1:1.5), 5TH(1:4)
6. GRADE OF STEEL F-415
7. ASSUME BEARING PRESSURE OF SOIL 80. KN/M2
8. COVER TO REINFORCEMENT COLUMN 2", BEAM 1", SLAB- 1/2".
9. STAIR CASE TRADE- 10", RISER- 6".

"I UNDERSIGNED HAS INSPECTED THE SITE PERSONALLY AND VERIFIED THE SITE WITH THE HELP MOUZA-MAP, WHICH I FOUND IN ITS CORRECT POSITION. THE OTHER CO-OWNERS HAVE GIVEN NO OBJECTION IN RESPECT OF THE SAID SITE. THE STRUCTURE DESIGN INCLUDING THAT OF FOUNDATION HAS BEEN MADE ON THE BASIS OF RECOMMENDATIONS A FINDING OF THE GEOTECHNICAL ENGINEER".

## DOORS & WINDOWS SCHEDULE

| M.K.D | WIDTH | HEIGHT |
|---|---|---|
| C.G. | 1800 | 2100 |
| D | 1050 | 2100 |
| D1 | 900 | 2100 |
| D2 | 750 | 2100 |
| W1 | 1500 | 1350 |
| W2 | 900 | 1200 |
| W3 | 600 | 500 |
| R.S. | 3000 | 2400 |

NORTH

## –: COVER AREA :–

a. TOTAL AREA OF LAND :- 1911.67 SQ.M. (47.23 DEC.)
b. BASEMENT FLOOR COVER AREA :- 1385.05 SQ.M.
c. GROUND FLOOR COVER AREA :- 1328.51 SQ.M.
d. FIRST FLOOR COVER AREA :- 1328.51 SQ.M.
e. SECOND FLOOR COVER AREA :- 1339.14 SQ.M.
f. THIRD FLOOR COVER AREA :- 1339.14 SQ.M.
g. FOURTH FLOOR COVER AREA :- 1339.14 SQ.M.
j. TOTAL FLOOR AREA :- 8059.49 SQ.M.
k. GROUND COVERAGE :- 69.60%
l. WIDTH OF MEANS OF ACCESS :- 4.0 M.
m. HEIGHT OF THE BUILDING :- 14.50 M.
n. F.A.R. CONSUMED :- 2.49

Kalyani Pal
Chandana Sinha
Moon Moon Das
Jharna Rakshit
Kumkum Rakshit
Amit Rakshit
Sudip Rakshit
Soumit Rakshit
Sarbani Rakshit
Nilima Rakshit
Anit Rakshit
Piyali Guin
Moutusi Mahapatra
Urmimala Mahapatra

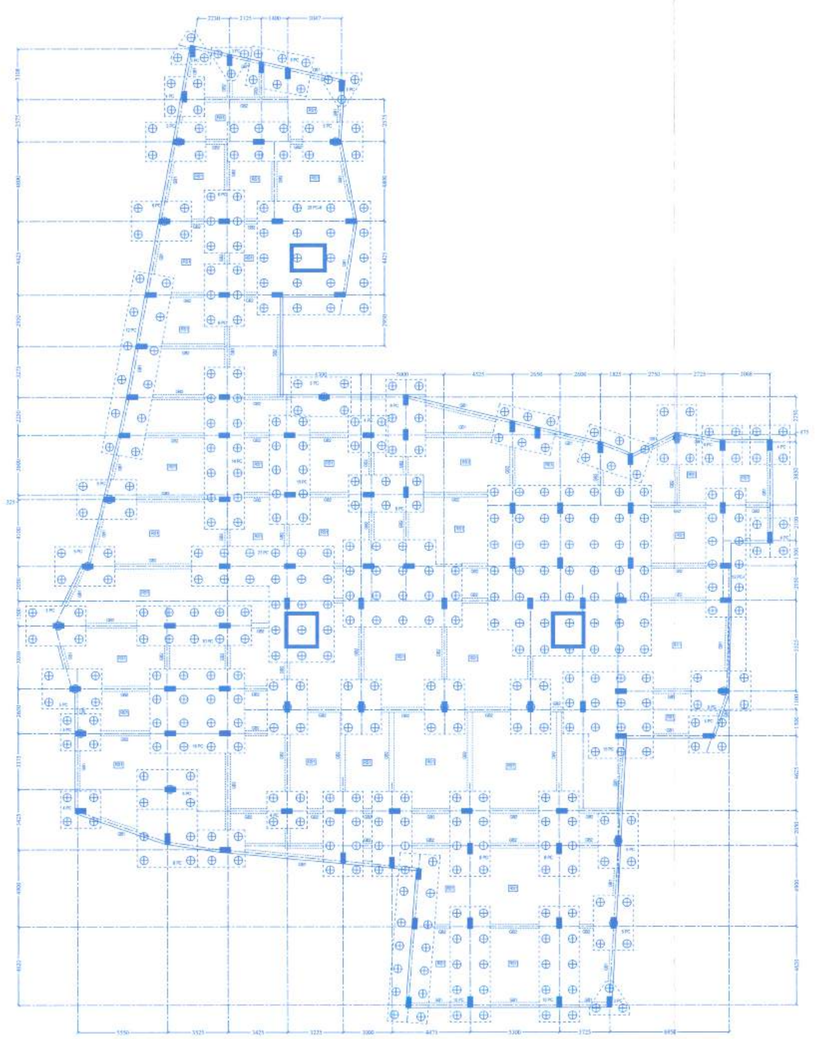

PILE CAP & GRADE BEAM LAYOUT PLAN
SCALE - 1:100

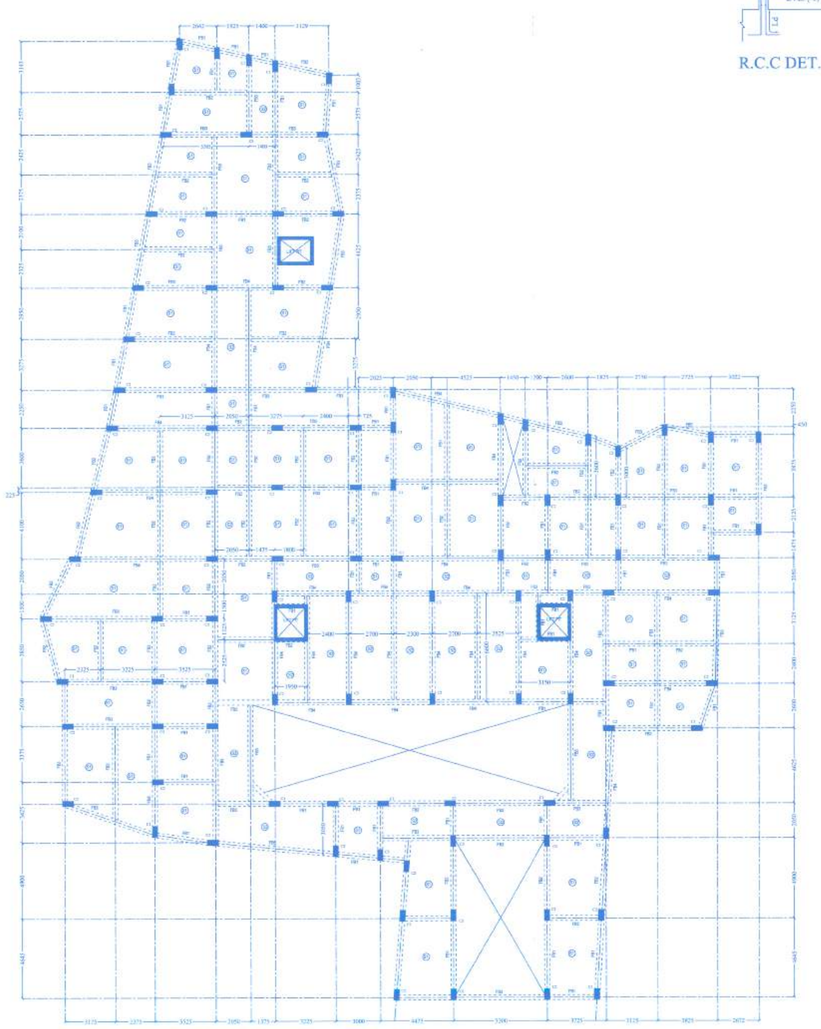

FLOOR BEAM LAYOUT PLAN
SCALE - 1:100

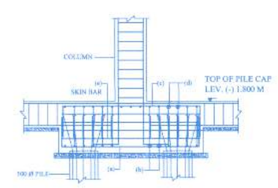


SECTION A-A

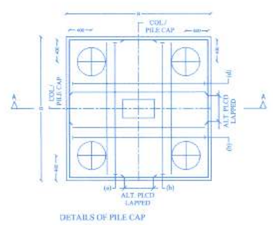


DETAILS OF PILE CAP

PLAN TYP. DET. OF PILE CAP

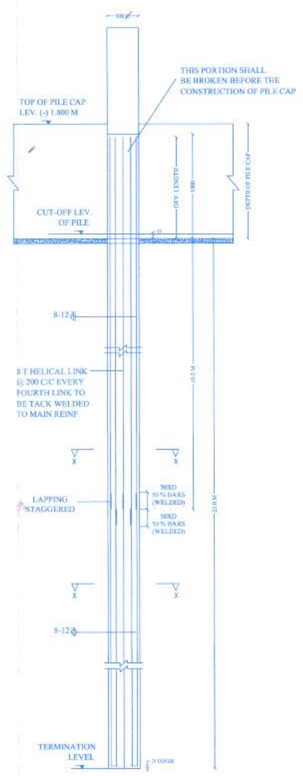


LONG SECTION OF 500 Ø
BORED CAST-IN-SITU PILE

SECTION X-X

checked & verified this basement, 6th floor plan. This plan may be approved.
16.11.2021
K. PANJA
Sub-Assistant Engineer
Tamralipta Municipality

OWNER'S SIGNATURE

Biman Kumar Bera
Biman Kumar Bera
Municipality Approved
Planner, Estimator, Designer
Abacus (College para)
Tamluk, Purba Medinipur

| SIGNATURE OF AUTHORITY | SIGNATURE OF ENGINEER |
|---|---|
| DRAWN BY :- PARTHA JANA | CHECKED BY :- BIMAN BERA |
| SCALE :- 1:200, 1:100, 1:50, 1:25. | SHEET NO - 2 |